



EMFF & EMFAF OPERATIONAL PROGRAMMES

Allocation of resources by groups of measures and by country

WG 1 & WG 5

Rome, 11 October 2023

GIULIO MALORGIO, ALBERTO CECCACCI

UNIVERSITA' DI BOLOGNA

Objectives

Continue the study on the allocation of the EMFF and EMFAF Funds: in particular about the resources for socio-economic measures, and resources for temporary and definitive cessation, modernization and engines, sustainability and market support

Compare the allocated funds between EMFF and EMFAF programming by different member states and by different groups of measures

Explore a tool in order to evaluate the performance and effectiveness of the benefits obtained in the past EMFF measures and monitoring and improve the implementation of the actions of the EMFAF for the benefit of fishermen, fishing community and the environment

Union Priority

EMFF (Reg. 508/2014)

- 1) Promoting environmentally sustainable, resource-efficient, innovative, competitive and knowledge-based fisheries
- 2) Fostering environmentally sustainable, resource-efficient, innovative, competitive and knowledge-based aquaculture
- 3) Fostering the implementation of the CFP by the improvement and supply of scientific knowledge
- 4) Increasing employment and territorial cohesion: promotion of economic growth, social inclusion and job creation, including the diversification of activities within fisheries and into other sectors of maritime economy
- 5) Fostering marketing and processing of fishery and aquaculture products
- 6) Fostering the implementation of the IMP

EMFAF (Reg 2021/1139)

- 1) Fostering sustainable fisheries and the restoration and conservation of aquatic biological resources;
- 2) Fostering sustainable aquaculture activities, and processing and marketing of fishery and aquaculture products, thus contributing to food security in the Union;
- 3) Enabling a sustainable blue economy in coastal, island and inland areas, and fostering the development of fishing and aquaculture communities;
- 4) Strengthening international ocean governance and enabling seas and oceans to be safe, secure, clean and sustainably managed.

Matching groups of fishery measures: from EMFF to EMFAF

<i>Measure categories</i>	<i>EMFF 2014-2021</i>	<i>EMFAF 2021-2027</i>
Socio-economic Support & Innovation	Permanent, temporary cessation and energy efficiency (art.33,34,41)	Permanent cessation (art.20)
		Temporary cessation (art.21)
		Energy efficiency and reduced CO2 through the replacement or modernisation of a main engine (art.18)
Unexpected events	Covid & Ukraine War (art.33,44)	Unexpected environmental, climatic or public health events (art.21)
Sustainable fishing	Rest of Union Priority 1 (art. 26, 27, 28, 29, 30, 31, 32, 35,36, 37, 38, 39, 40...)	Strengthening economically, socially and environmentally sustainable fishing activities (SO 1.1.1)
		First acquisition and increase in GT for safety (SO 1.1.2)
		Contributing to the protection and restoration of aquatic biodiversity and ecosystems (SO 1.6)***
Community-led local development	Increasing employment and territorial cohesion (UP 4)	Enabling a sustainable blue economy and fostering the development of fishing and aquaculture communities (UP 3)
Market support	Storage aid (art. 67)	Promoting marketing, quality and added value of fishery and aquaculture products, as well as processing (art. 26)
	Marketing measures, Processing (art.66, 68, 69)	

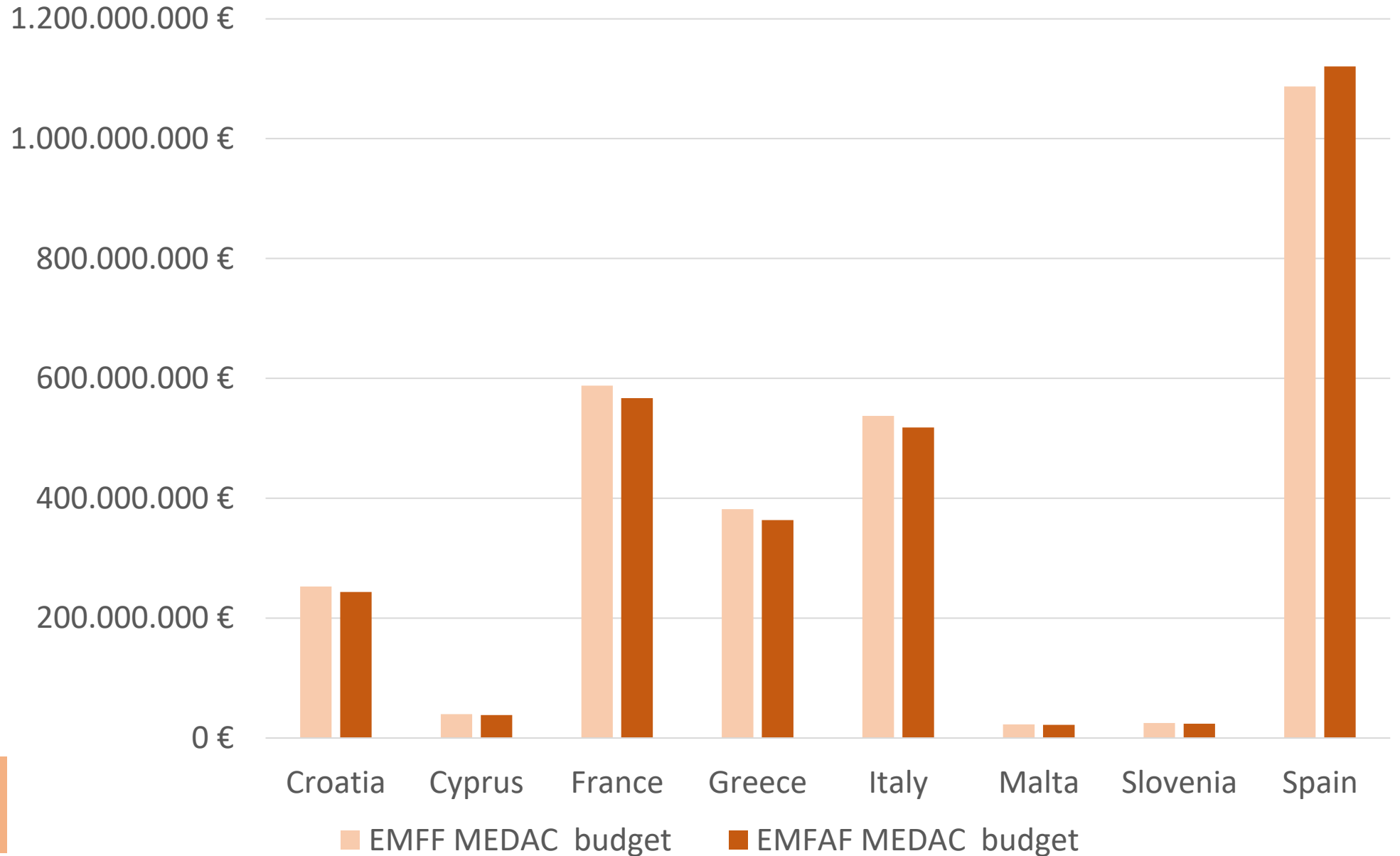
Distribution of UE contribution shared management budget by UE MED Countries

Total UE Budget EMFF
5749 mio €

Total UE Budget EMFAF
5311 mio €

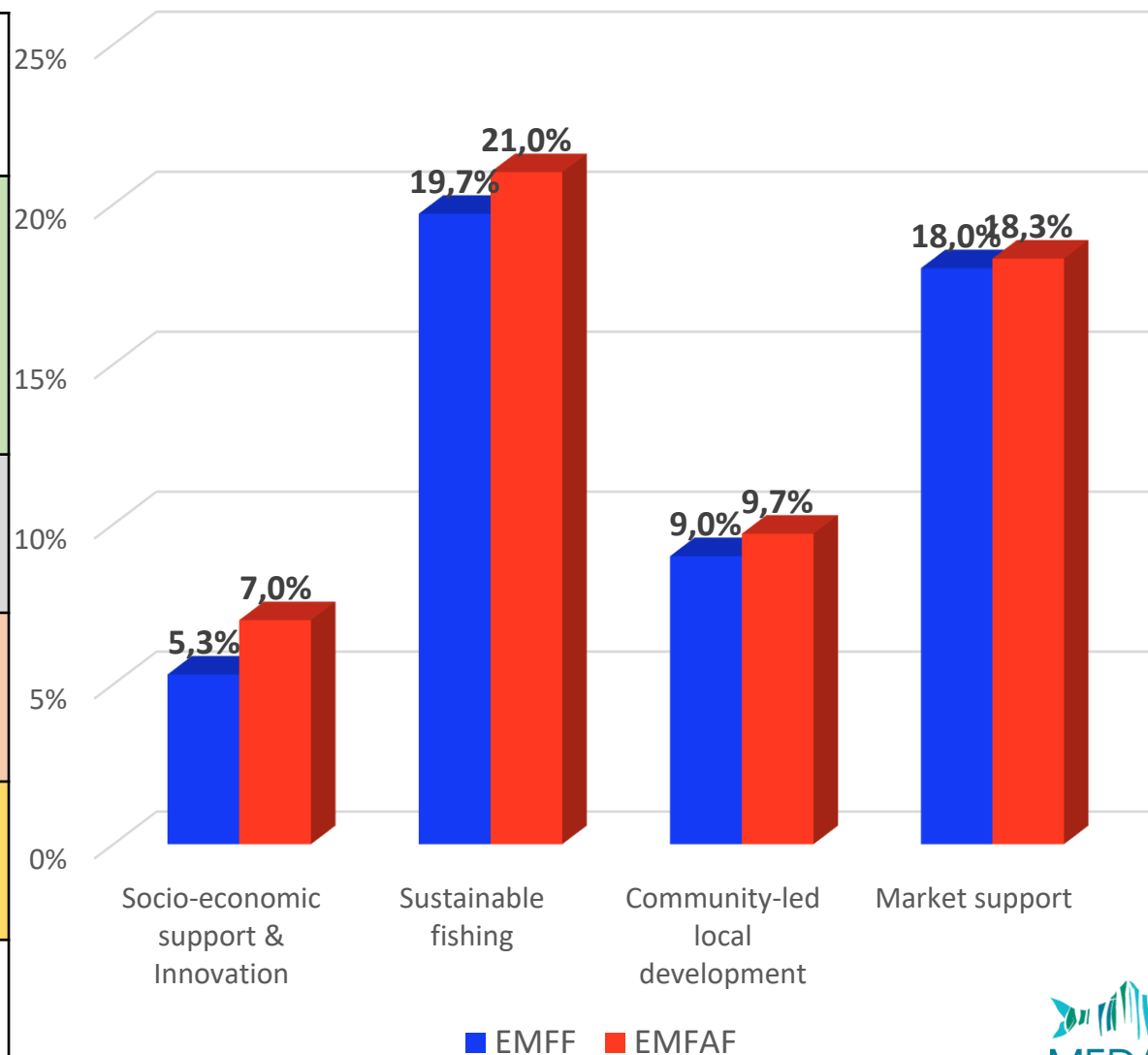
MED UE Budget EMFF
2933 mio €

MED UE Budget EMFAF
2897 mio €



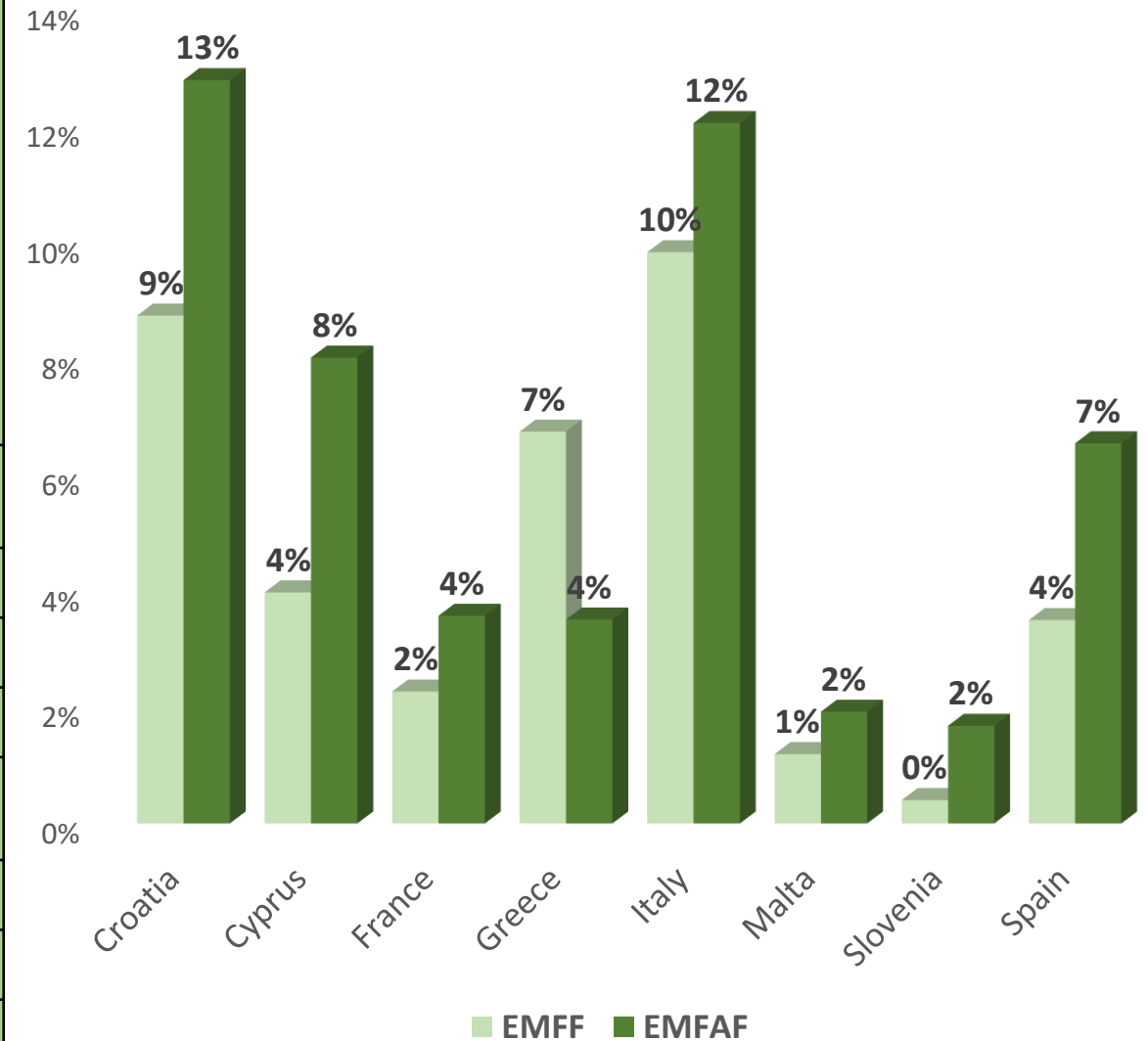
Budget distribution by main fishery groups of measures in EU MED Countries

Measure groups	EMFF	%	EMFAF	%
Socio-economic support & Innovation	154,057,996 €	5.3%	203,992,174 €	7.0%
Sustainable fishing	578,273,581 €	19.7%	609,757,408 €	21.0%
Community-led local development	264,067,364 €	9.0%	279,959,770 €	9.7%
Market support	527,812,914 €	18.0%	529,567,244 €	18.3%
EU MED Countries	1,524,211,855 €	52.0%	1,623,276,596 €	56.0%



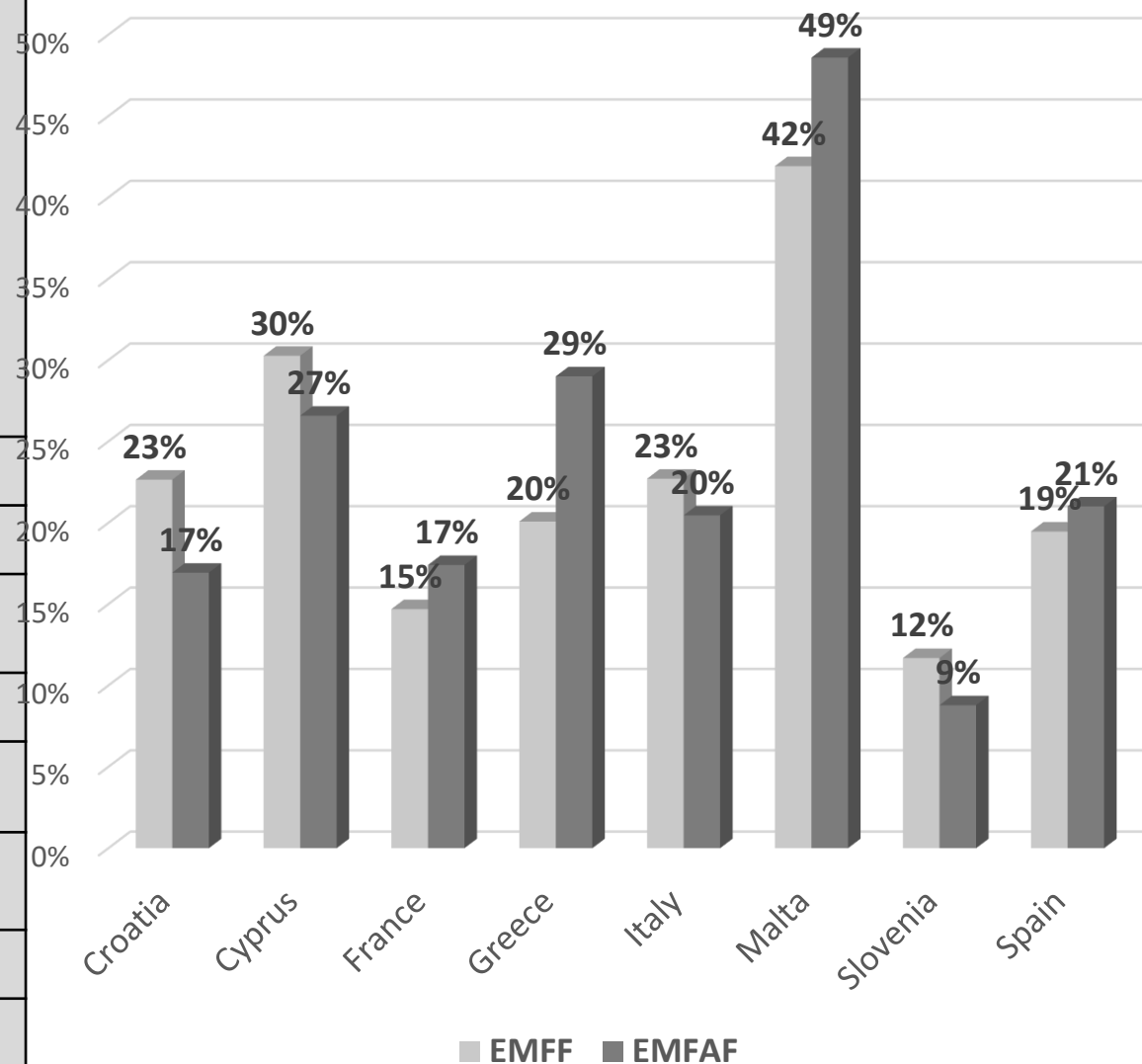
Socio-economic support & Innovation

Countries	EMFF Permanent, temporary cessation and energy efficiency (art.33,34,41)		EMFAF Permanent cessation (art.20)		EMFAF Temporary cessation (art.21)		EMFAF Energy efficiency and reduced CO ₂ through the eplacement or modernisation of a main or ancillary engine (art.18)	
	€	%	€	€	€	€	€	%
Croatia	22,092,392 €	8.7%	15,372,035 €	15,440,525 €	380,496 €			12.8%
Cyprus	1,580,000 €	4.0%	2,100,000 €	973,000 €	0 €			8.0%
France	13,349,350 €	2.3%	7,950,000 €	7,950,000 €	4,384,160 €			3.6%
Greece	25,750,000 €	6.7%	1,750,000 €	5,250,000 €	5,775,000 €			3.5%
Italy	52,846,573 €	9.8%	37,000,000 €	21,000,000 €	4,500,000 €			12.1%
Malta	270,000 €	1.2%	0 €	280,000 €	140,000 €			1.9%
Slovenia	100,000 €	0.4%	0 €	350,000 €	52,500 €			1.7%
Spain	38,069,681 €	3.5%	16,770,065 €	53,997,439 €	2,576,954 €			6.5%



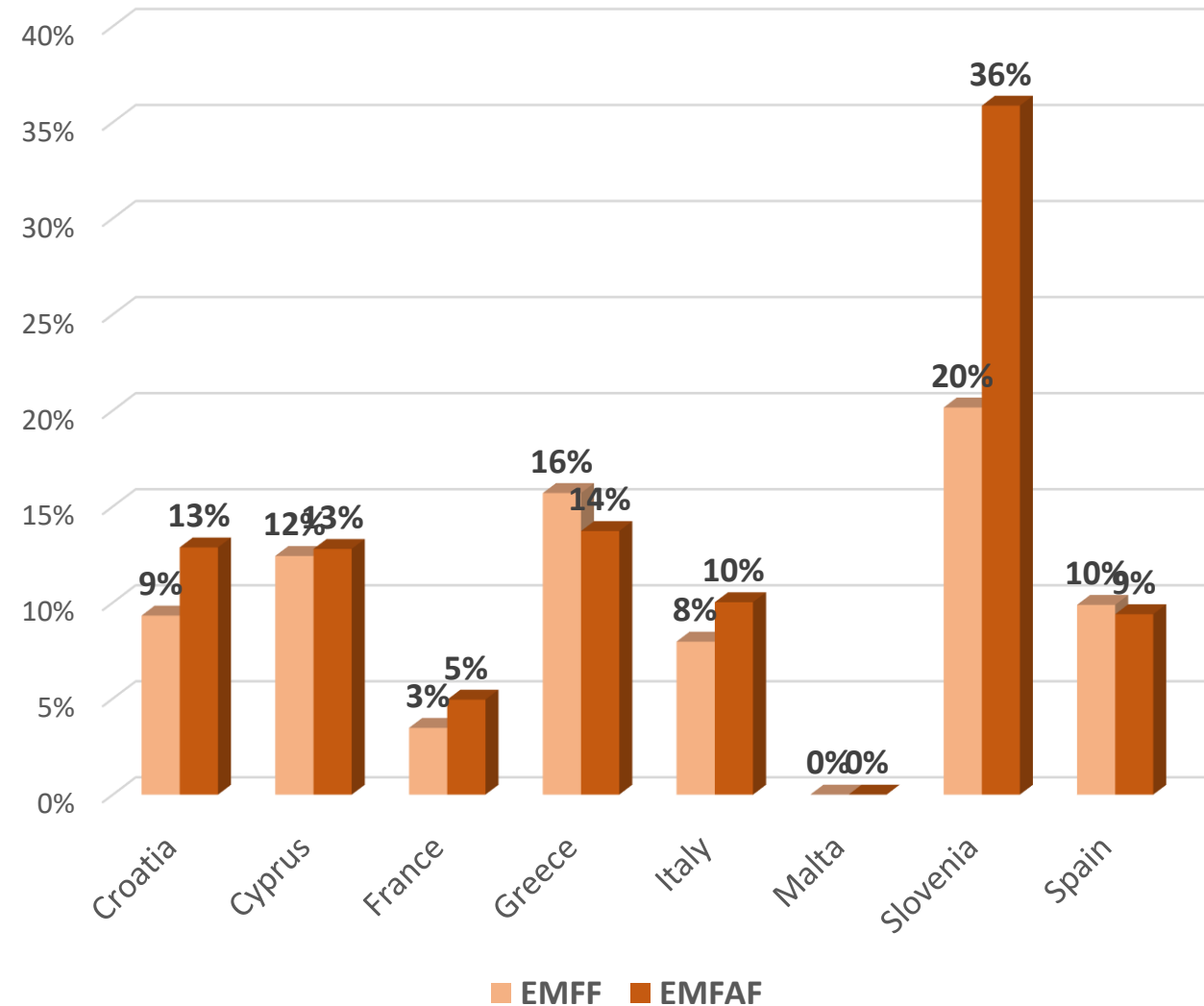
Sustainable fishing

Countries	EMFF Rest of Union Priority 1	%	EMFAF Strengthening economically, socially and environmentally sustainable fishing activities (SO 1.1.1)	EMFAF First acquisition and increase in GT for safety (SO 1.1.2)	EMFAF Contributing to the protection and restoration of aquatic biodiversity and ecosystems (SO 1.6)	%
Croatia	57,221,746 €	22.6%	36,243,132 €	806,449 €	4,215,999 €	16.9%
Cyprus	12,018,893 €	30.3%	3,514,000 €	0 €	6,668,900 €	26.6%
France	86,403,290 €	14.7%	62,228,635 €	11,492,632 €	24,984,523 €	17.4%
Greece	76,625,000 €	20.1%	75,740,000 €	5,530,000 €	24,220,000 €	29.0%
Italy	122,006,347 €	22.7%	61,000,000 €	5,000,000 €	40,000,000 €	20.5%
Malta	9,485,485 €	41.9%	5,180,000 €	0 €	5,425,000 €	48.6%
Slovenia	2,900,000 €	11.7%	1,131,550 €	0 €	971,278 €	8.8%
Spain	211,612,820 €	19.5%	133,339,003 €	13,878,783 €	88,187,524 €	21.0%



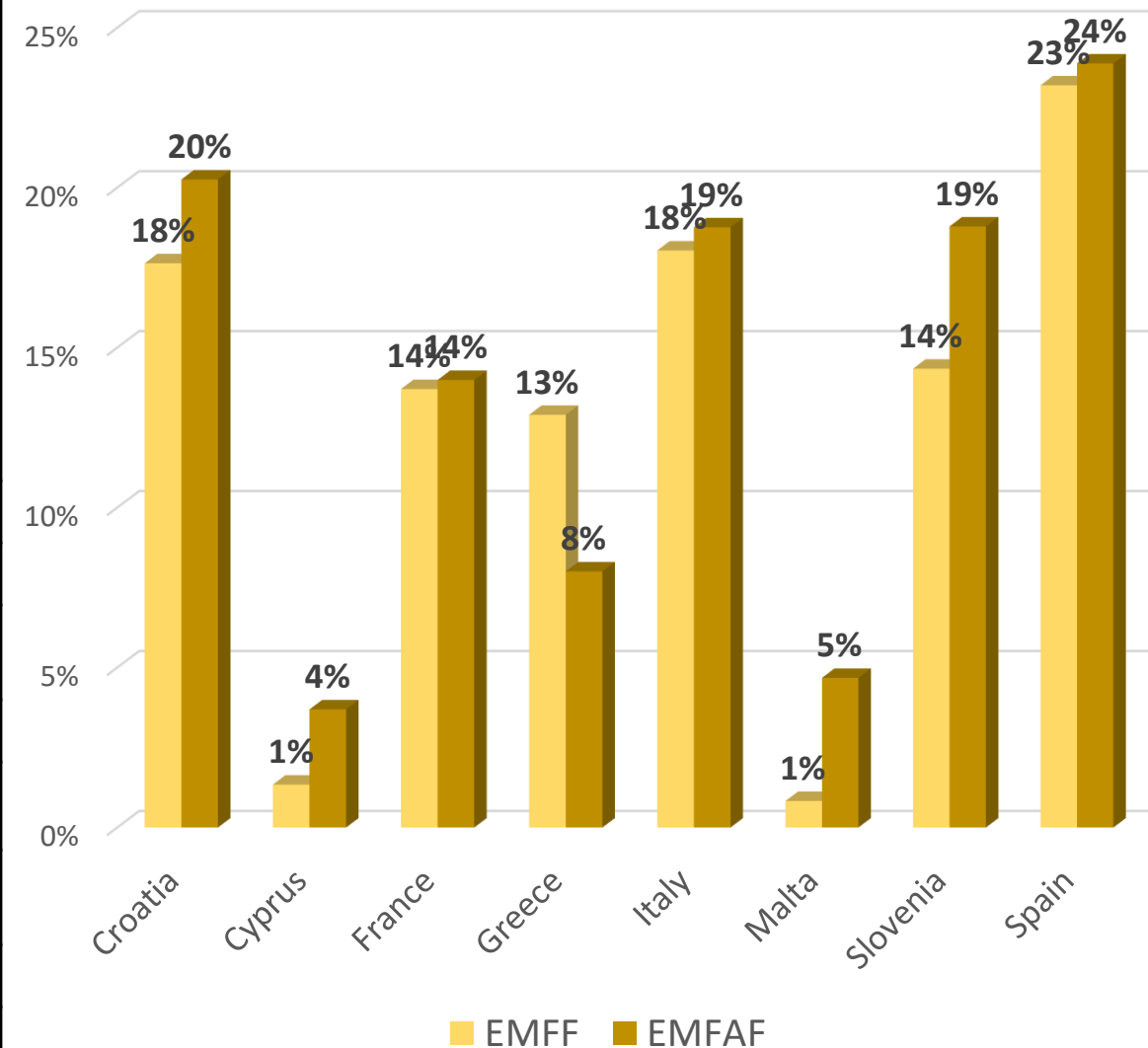
Community-led local development

Countries	EMFF Increasing employment and territorial cohesion (UP 4) %	EMFAF Enabling a sustainable blue economy and fostering the development of fishing and aquaculture communities (UP 3) %
Croatia	23,548,850 € 9.3%	31,361,241 € 12.9%
Cyprus	4,935,000 € 12.4%	4,900,000 € 12.8%
France	20,430,353 € 3.5%	28,057,140 € 4.9%
Greece	59,925,000 € 15.7%	49,910,000 € 13.7%
Italy	42,802,124 € 8.0%	51,907,347 € 10.0%
Malta	0 € 0.0%	0 € 0.0%
Slovenia	5,000,000 € 20.2%	8,582,743 € 35.9%
Spain	107,426,037 € 9.9%	105,241,299 € 9.4%



Market support

Countries	EMFF Storage aid (art. 67)	EMFF Production and marketing plans, Marketing measures, Processing (art.66, 68, 69)	%	EMFAF Promoting marketing, quality and added value of fishery and aquaculture products, as well as processing of those products (art. 26)	%
Croatia	431,167 €	44,124,691 €	17.6%	49,361,701 €	20.3%
Cyprus	0 €	532,500 €	1.3%	1,414,000 €	3.7%
France	3,737,720 €	76,848,273 €	13.7%	79,342,729 €	14.0%
Greece	0 €	49,237,774 €	12.9%	29,120,000 €	8.0%
Italy	6,088,028 €	90,823,650 €	18.0%	97,216,474 €	18.8%
Malta	0 €	187,500 €	0.8%	1,020,773 €	4.7%
Slovenia	102,806 €	3,455,271 €	14.3%	4,495,919 €	18.8%
Spain	8,900,000 €	243,343,534 €	23.2%	267,595,648 €	23.9%



Unexpected events

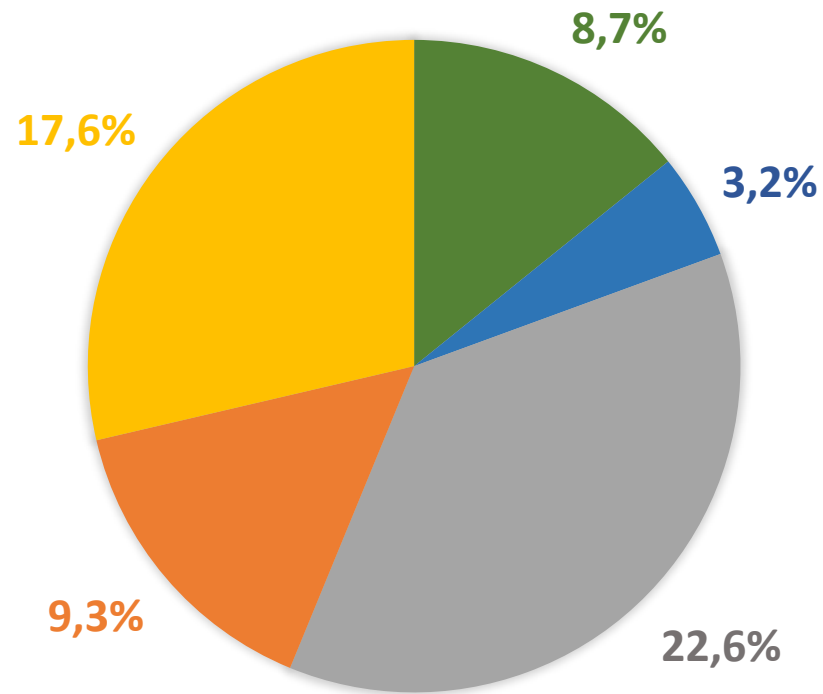
Note: OPs may have been recently updated

Countries	EMFF Covid & Ukraine War (art.33,44) %	EMFAF Unexpected environmental, climatic or public health events (art.21) %
Croatia	8,100,000 € 3.2%	0 € 0.0%
Cyprus	796,869 € 2.0%	0 € 0.0%
France	22,000,000 € 3.7%	0 € 0.0%
Greece	32,100,000 € 8.4%	0 € 0.0%
Italy	9,601,364 € 1.8%	3,500,000 € 0.7%
Malta	219,771 € 1.0%	0 € 0.0%
Slovenia	0 € 0.0%	0 € 0.0%
Spain	15,197,485 € 1.4%	0 € 0.0%

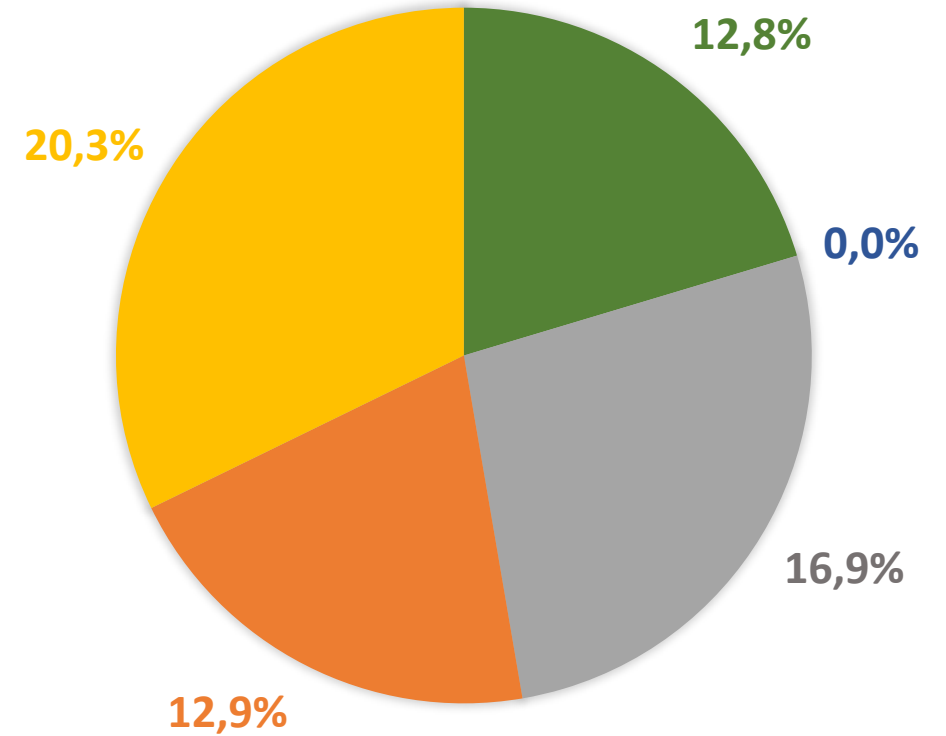
Croatia



EMFF



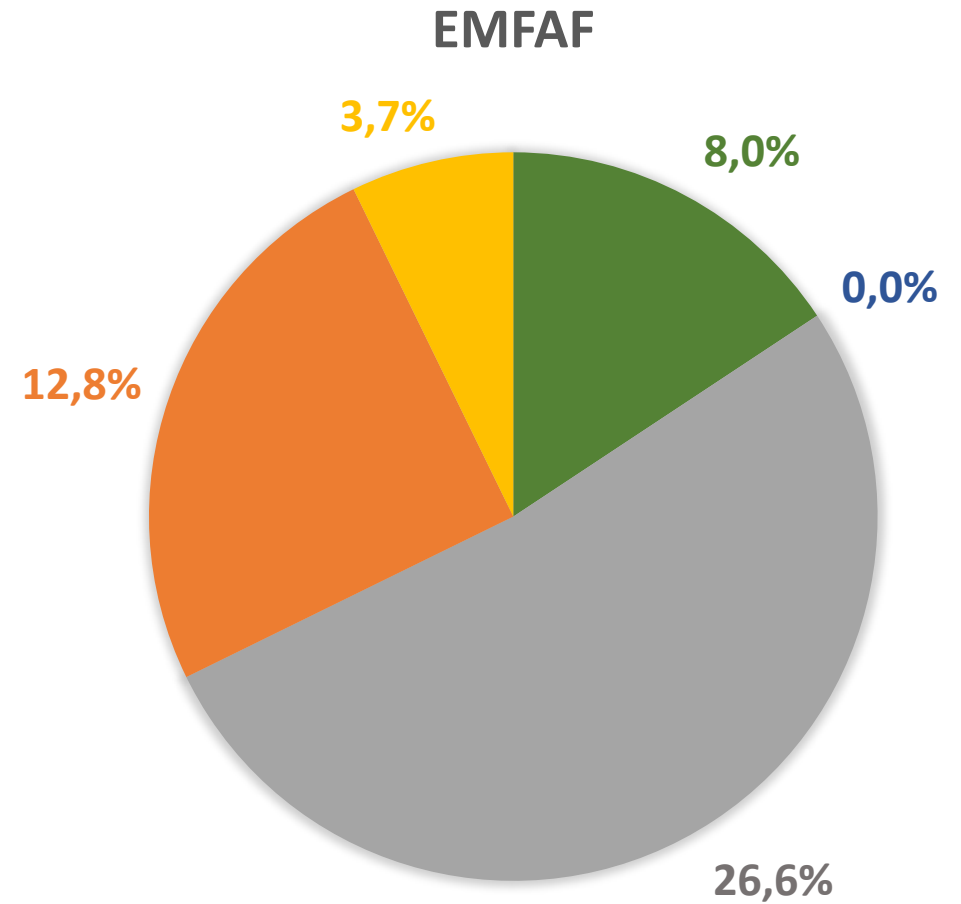
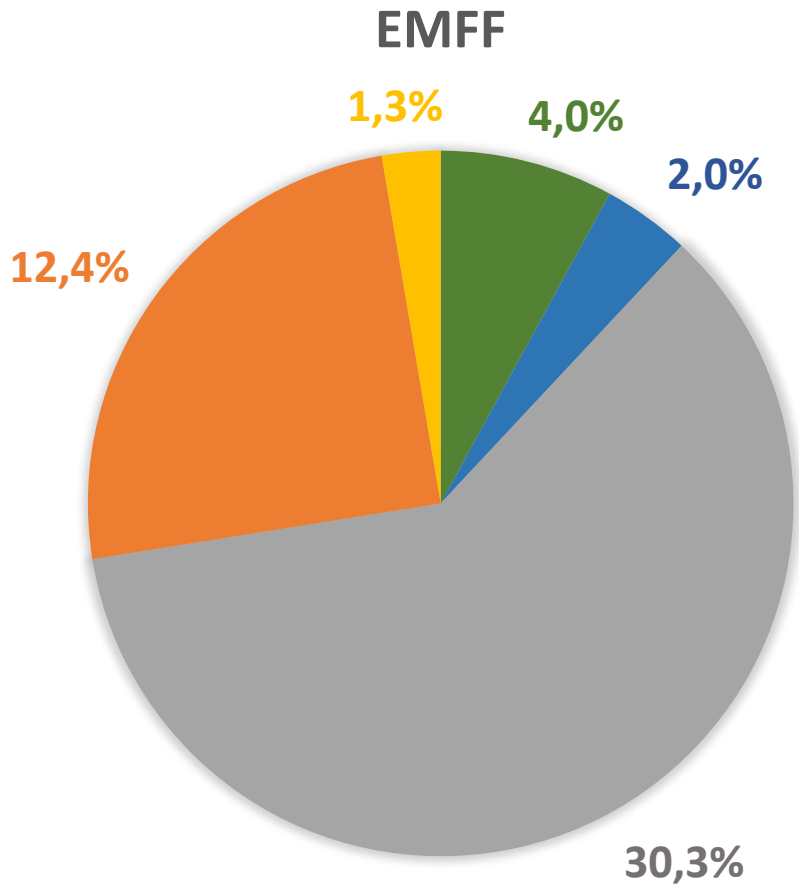
EMFAF



Socio-economic support & Innovation **Unexpected events** **Sustainable fishing** **Community-led local development**
Market support



Cyprus

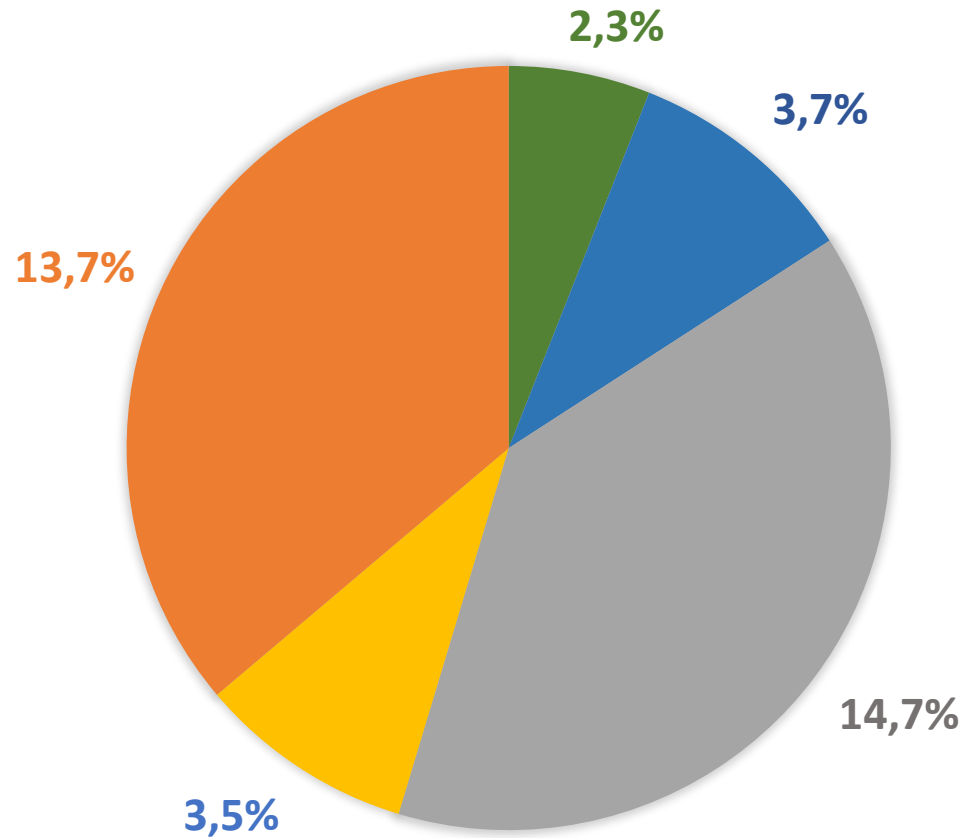


Socio-economic support & Innovation **Unexpected events** **Sustainable fishing** **Community-led local development**
Market support

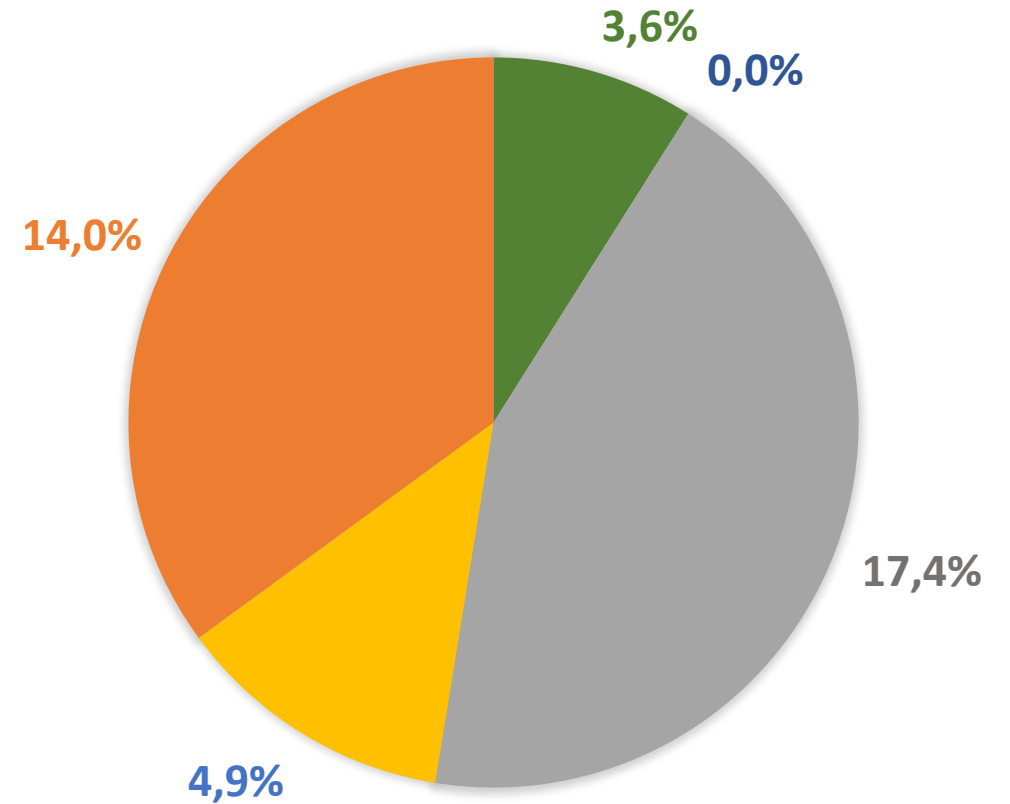
France



EMFF



EMFAF

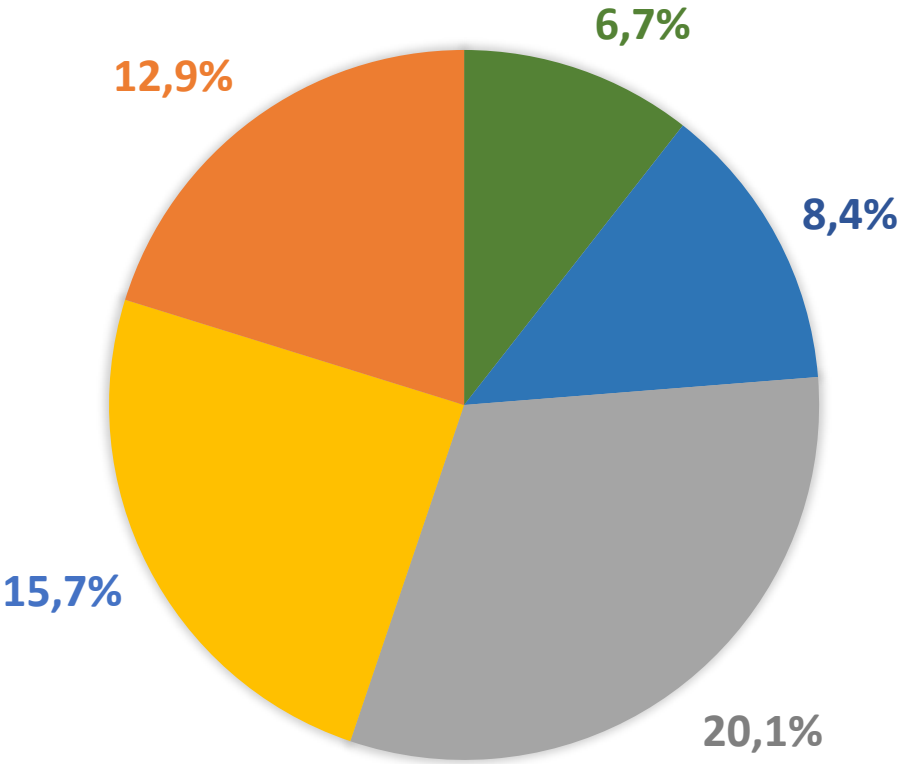


Socio-economic support & Innovation Unexpected events Sustainable fishing **Community-led local development**
Market support

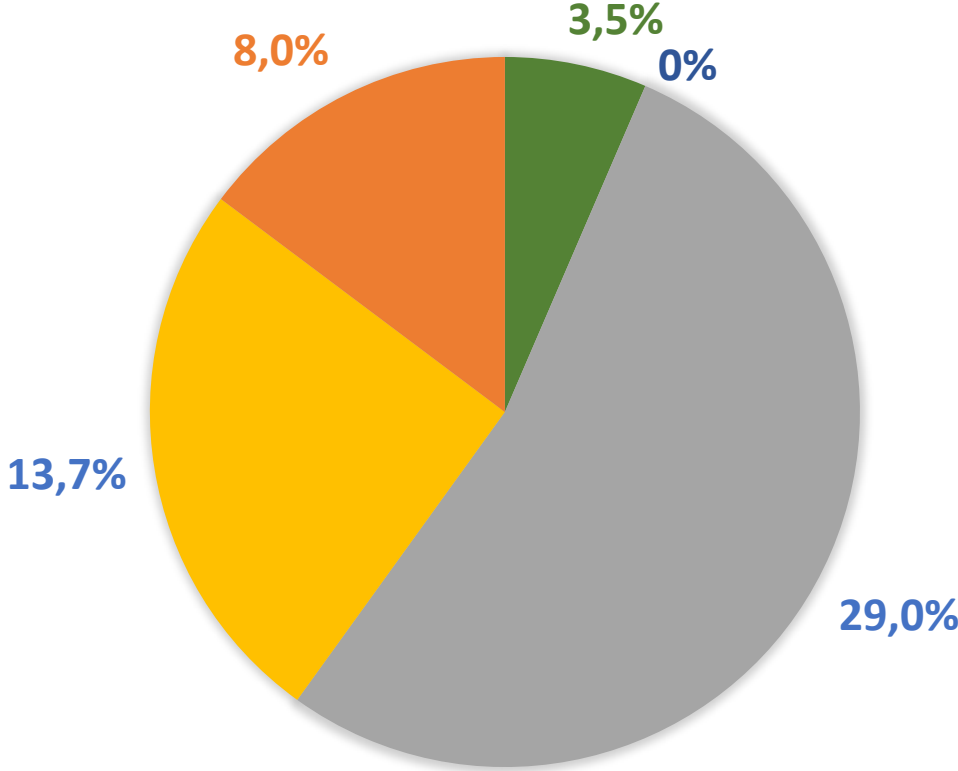
Greece



EMFF



EMFAF

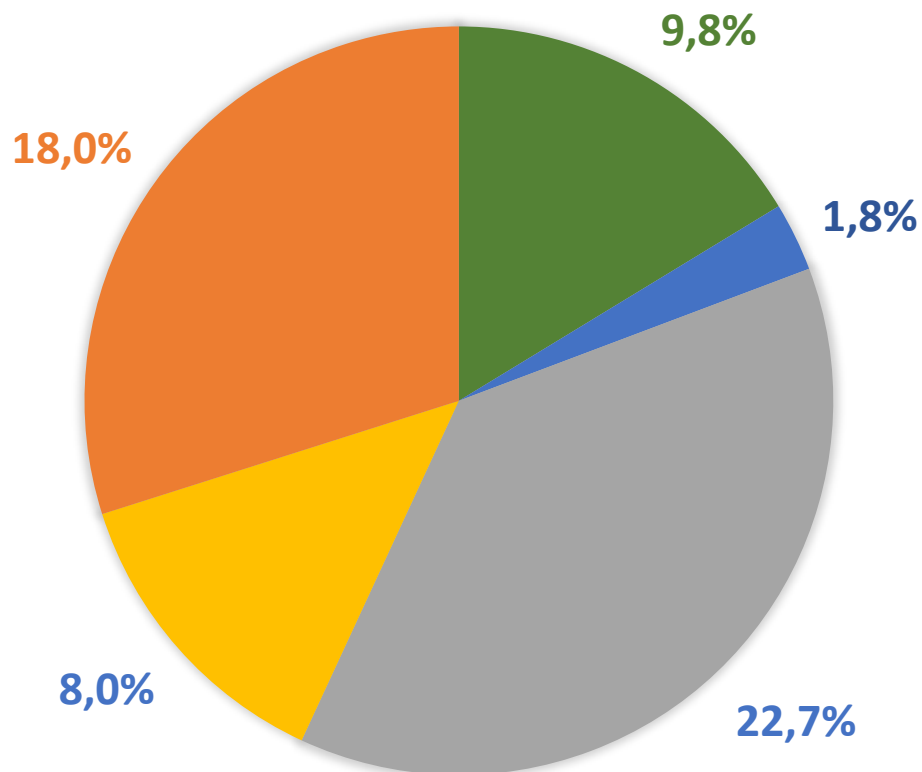


Socio-economic support & Innovation **Unexpected events** **Sustainable fishing** **Community-led local development**
Market support

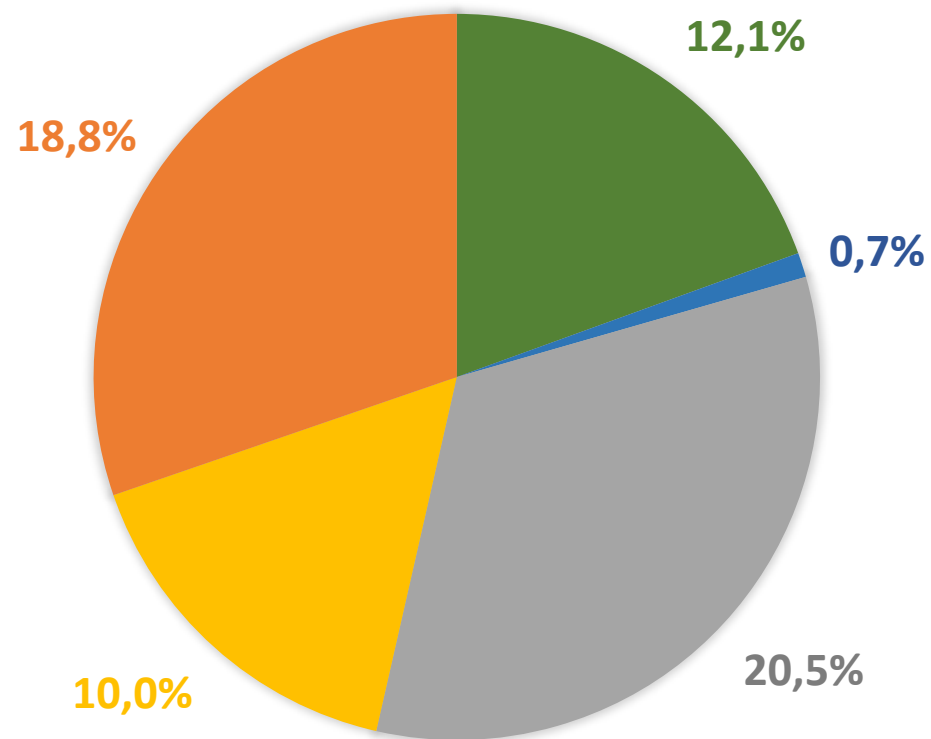
Italy



EMFF



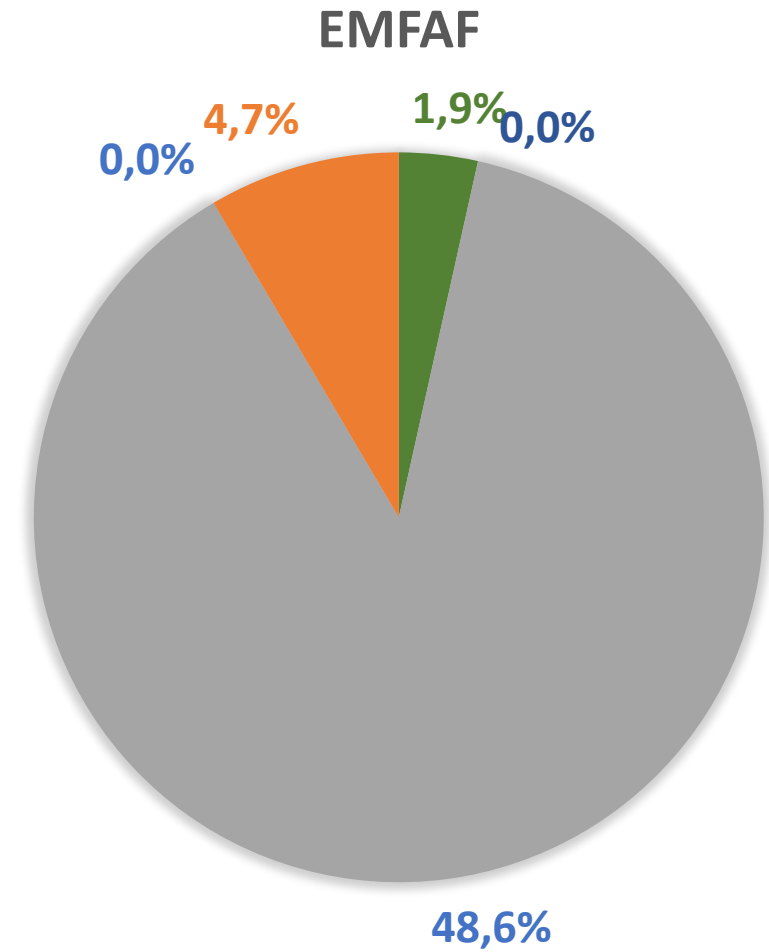
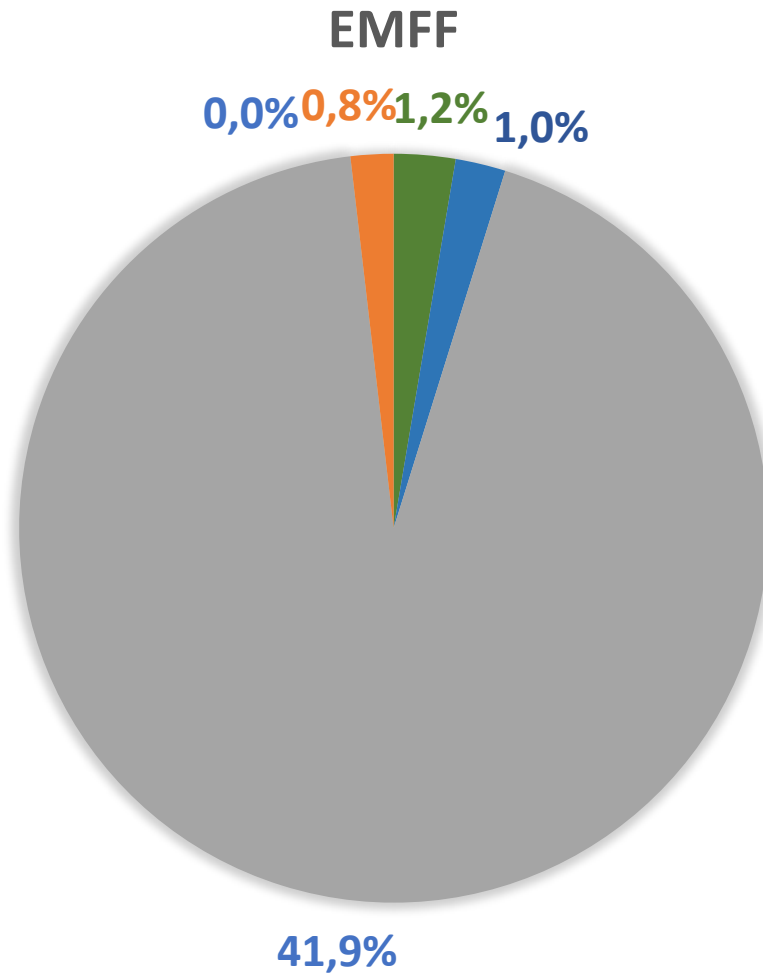
EMFAF



Socio-economic support & Innovation **Unexpected events** **Sustainable fishing** **Community-led local development**
Market support



Malta

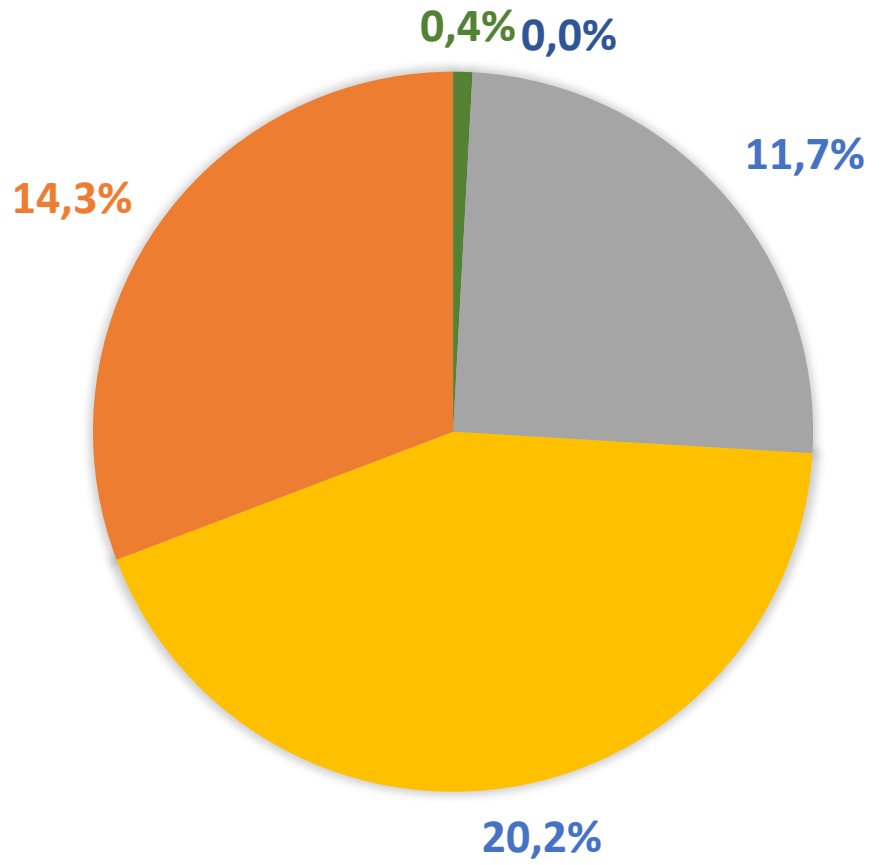


Socio-economic support & Innovation Unexpected events Sustainable fishing **Community-led local development**
Market support

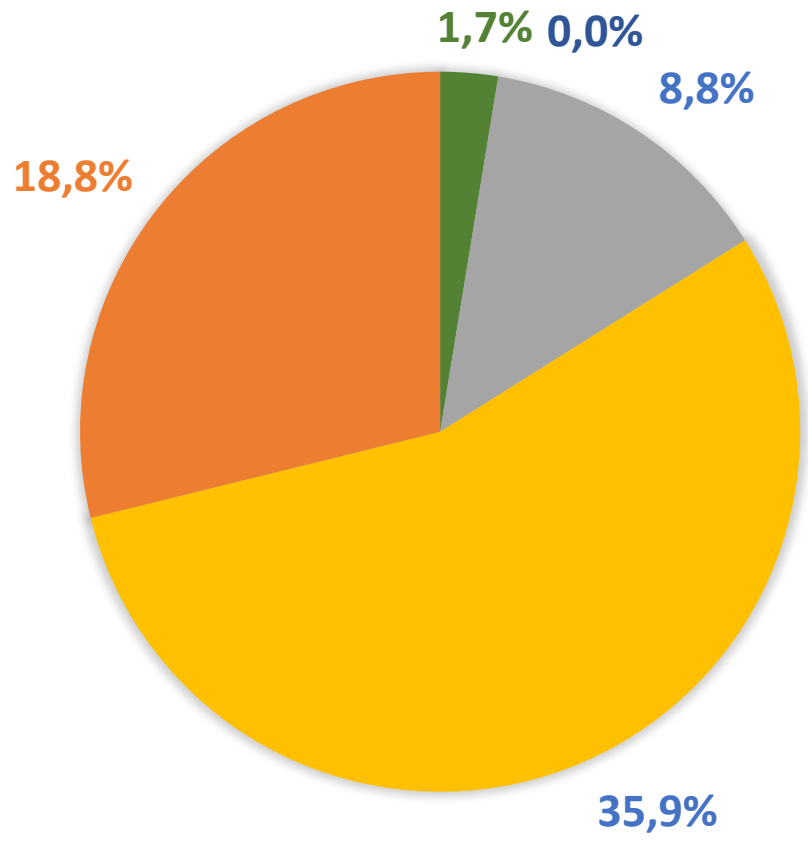


Slovenia

EMFF



EMFAF

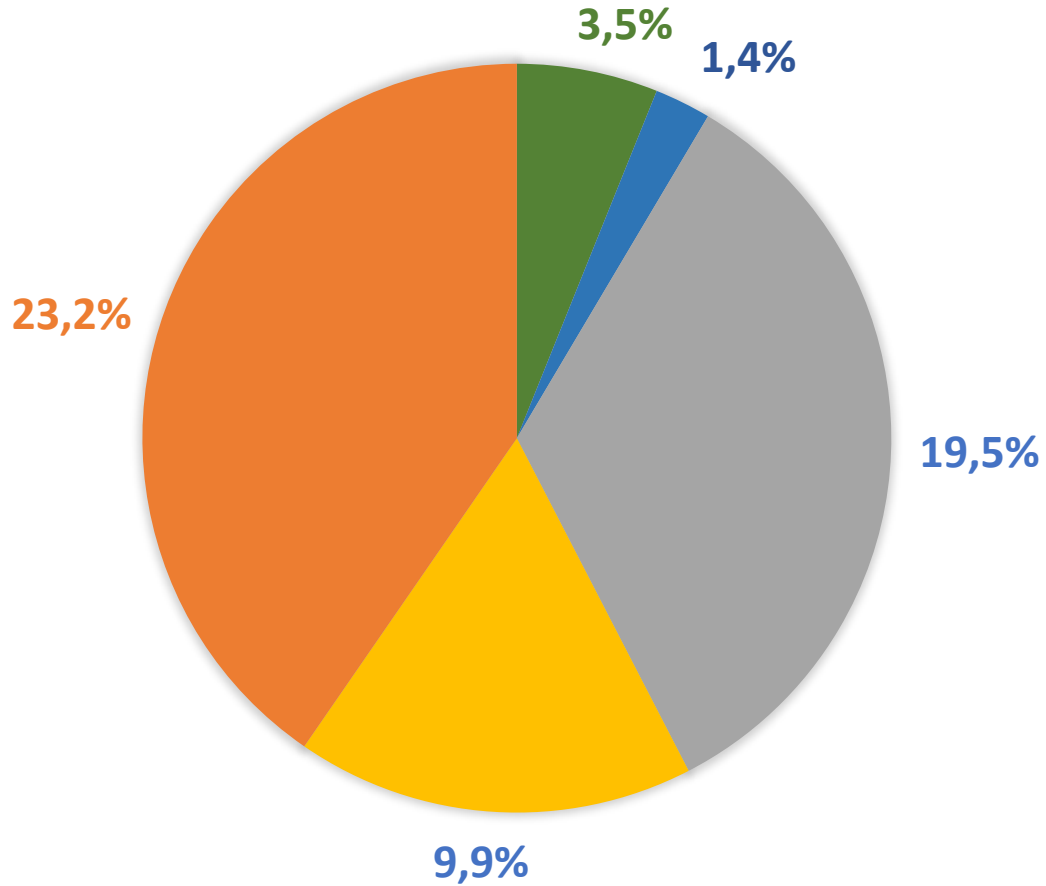


Socio-economic support & Innovation **Unexpected events** Sustainable fishing **Community-led local development**
Market support

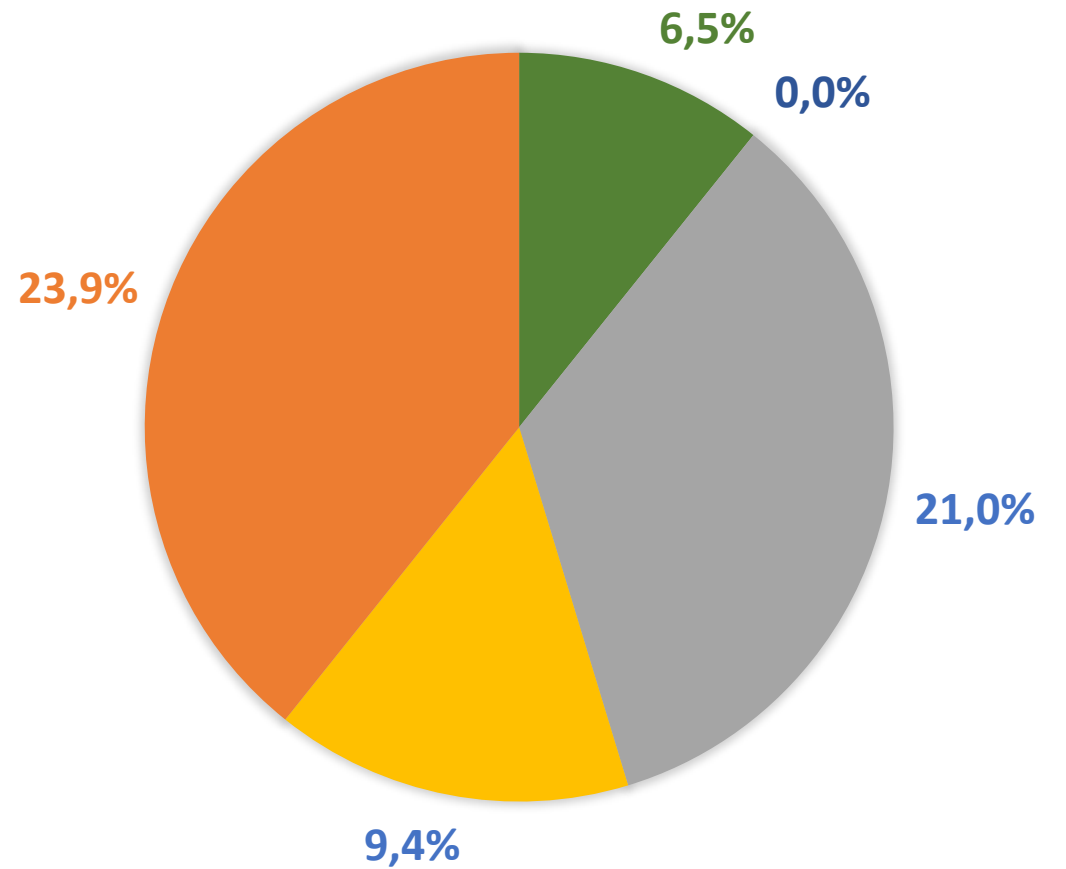


Spain

EMFF



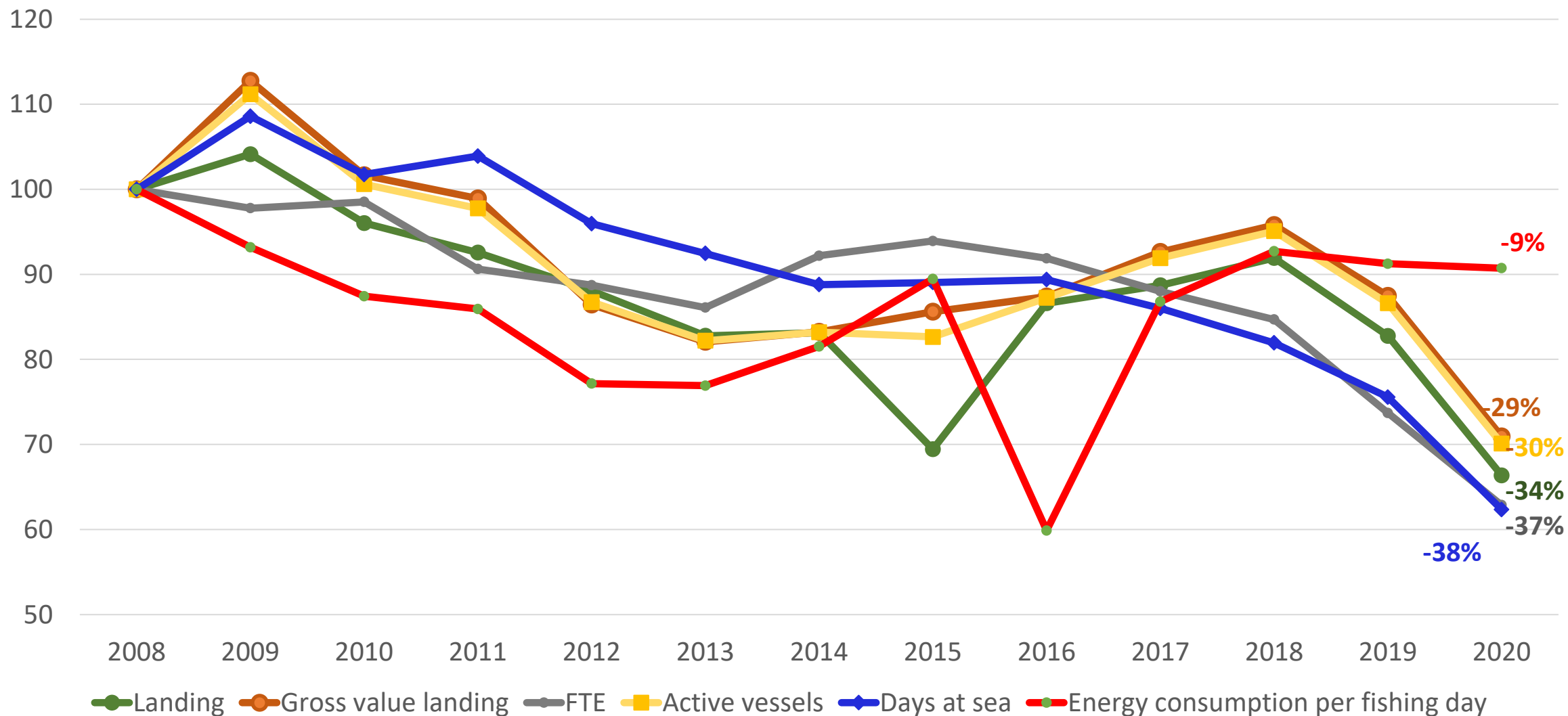
EMFAF



Socio-economic support & Innovation **Unexpected events** **Sustainable fishing** **Community-led local development**
Market support

Trend of main indicators of fisheries of the EU Med Countries

(Source STECF 2008=100. exc. Greece, Croatia)



Sources

- **Regulation (EU) No 508/2014 of the European Parliament and of the Council of 15 May 2014 on the European Maritime and Fisheries Fund and repealing Council Regulations (EC) No 2328/2003, (EC) No 861/2006, (EC) No 1198/2006 and (EC) No 791/2007 and Regulation (EU) No 1255/2011 of the European Parliament and of the Council**
 - <https://eur-lex.europa.eu/legal-content/EN/TXT/?uri=CELEX%3A02014R0508-20220723>
- **Regulation (EU) 2021/1139 of the European Parliament and of the Council of 7 July 2021 establishing the European Maritime, Fisheries and Aquaculture Fund and amending Regulation (EU) 2017/1004**
 - <https://eur-lex.europa.eu/legal-content/EN/TXT/PDF/?uri=CELEX:32021R1139>
- **EMFF operational programmes 2014 – 2020**
 - https://oceans-and-fisheries.ec.europa.eu/funding/emff-operational-programmes-2014-2020_en
- **EMFAF operational programmes 2021 – 2027**
 - https://oceans-and-fisheries.ec.europa.eu/funding/emfaf-programmes-2021-2027_en
- **Scientific, Technical and Economic Committee for Fisheries (STECF). The 2021 Annual Economic Report on the EU Fishing Fleet (STECF 2021-08), EUR 20359 EN, Publication Office of European Union, Luxembourg 2021, ISBN 978-92-76-40959-5**

Notes

- **Union Priority 1 EMFF**

- The following measures are aggregated and cannot be considered separately: Innovation (art.26), Advisory services (art.27), Partnerships between scientists and fishermen (art.28), Promotion of human capital, job creation and social dialogue (art.29), Diversification (art.30), Start-up support for young fishermen (art.31), Health and safety (art.32), Mutual funds for unexpected events (art.35), Opportunities allocation (art.36), Conservation and regional cooperation (art.37), Limiting environmental impact and species protection (art.38), Innovation for conservation (art.39), Ecosystems protection and compensation regimes (art.40), Added value, product quality and use of unwanted catches (art. 42), Landings sites, auction halls and ports (art.43), Inland fisheries (art.44)

- **SO 1.1.1. EMFAF**

- It is possible to distinguish among the following: Reducing negative impacts and/or contributing to positive impacts on the environment and contributing to a good environmental status (01), Promoting conditions for economically viable, competitive and attractive fisheries, aquaculture and processing sectors (02), Contributing to climate neutrality (03), Data collection and analysis and promotion of marine knowledge (11)

- **SO 1.6 EMFAF**

- It is possible to distinguish among the following: Reducing negative impacts and/or contributing to positive impacts on the environment and contributing to a good environmental status (01), Contributing to a good environmental status through implementing and monitoring of marine protected areas, including Natura 2000 (06), Promoting conditions for economically viable, competitive and attractive fisheries, aquaculture and processing sectors (02), Data collection and analysis and promotion of marine knowledge (11)

- **Market Support EMFF & EMFAF**

- Compensations for outermost regions have been excluded

- **France EMFF**

- National OP in the EU website is not updated (does not include Covid and Ukraine related measures), directly retrieved from here <https://www.europe-en-france.gouv.fr/fr/ressources/programme-operationnel-national-feamp-2014-2020>

- **Slovenia EMFF**

- National OP in the EU website is not updated (does not include Covid and Ukraine related measures)