

BLUEFIN TUNA

George Tserpes

HCMR

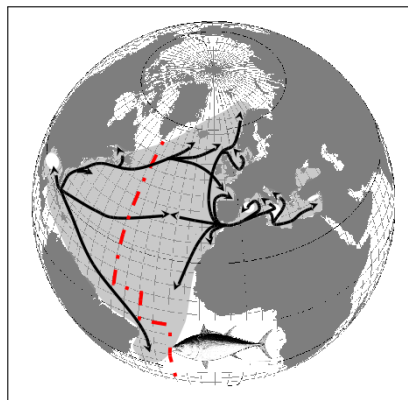
RACMED - Oct 9, 2012



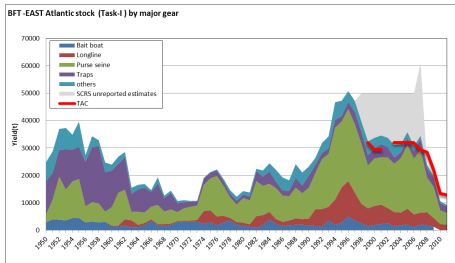
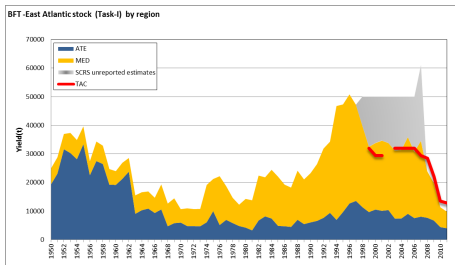
* *Based on the report of the 2012 ICCAT/SCRS meeting*

Stock Structure

- Eastern Atlantic -
Mediterranean stock
- Western Atlantic Stock
- Unknown degree of mixing



Fisheries



Stock status

2012 update of previous assessment

High degree of uncertainty



Quota projections

Table 2: Kobe II Strategy Matrix, $P(SSB \geq B_{MSY})$.

TAC	2013	2014	2015	2016	2017	2018	2019	2020	2021	2022
0	33	43	51	60	69	79	89	95	99	100
2000	33	42	50	59	67	77	87	94	98	100
4000	33	41	50	57	66	75	85	93	97	99
6000	33	41	48	56	64	73	83	91	96	99
8000	33	40	48	55	62	71	81	89	95	98
10000	32	40	46	53	61	69	79	87	94	97
12900	32	39	45	51	58	66	75	83	90	95
13500	32	39	44	51	57	65	74	82	90	95
14000	32	38	44	50	57	64	73	82	89	94
16000	32	38	43	49	55	62	70	78	86	92
18000	32	37	42	47	53	59	67	75	82	89
20000	31	36	41	46	51	57	64	71	78	85
22000	31	36	40	44	49	54	60	67	73	79
24000	31	35	39	43	47	51	56	63	69	74
26000	31	35	38	41	45	49	53	59	64	69
28000	31	34	37	40	43	46	50	55	59	64
30000	31	33	36	38	41	44	47	51	55	59